




District Health Assessment for Multiple District 13 through January 2025

District Name	Status/ Number of Months in Status *	Clubs							Membership							Member Strength		Cancellation		Reports			Finance	Leadership			
		Active Clubs	Clubs in Status Quo	Total Clubs	% Status Quo Clubs in Financial Suspension	New Clubs	Cancelled Clubs	YTD Net Club Gain/Loss	Current Members In Active Clubs	Current Members In Status Quo Clubs	Current Total Members Count	YTD Add	YTD Drop	YTD NetGrowth (includes Active and Status Quo)	YTD NetGrowth% (includes Active and Status Quo)	Member Count 12 Months Ago	Average Member Count Per Club	% of Clubs with less than 20 members	Average Cancelled Club Age	Members Lost Due to Cancelled Clubs	% of Clubs Reporting Service	% No MMR in 3 Months	% No Officer Report in 12 months	% of Clubs with balance 90+ days	Number of Zone Chairs Recorded	Number of Region Chairs Recorded	District Officers Vacancies **
13 OH1		49	0	49	0%	0	0	0	1356	0	1356	61	107	-46	-3.28%	1,426	28	45%	0	0	100%	49%	0%	2%	9	3	
13 OH2		53	0	53	0%	0	0	0	1626	0	1626	76	86	-10	-0.61%	1,651	31	32%	0	0	79%	38%	2%	4%	6	2	
13 OH3		49	0	49	0%	0	1	-1	1321	0	1321	53	94	-41	-3.01%	1,370	27	47%	80	0	100%	47%	0%	0%	8	2	
13 OH4		48	0	48	0%	0	2	-2	1250	0	1250	63	104	-41	-3.18%	1,282	26	40%	87	22	96%	48%	8%	0%	8	0	
13 OH5		49	0	49	0%	0	1	-1	1252	0	1252	74	98	-24	-1.88%	1,269	26	41%	25	0	100%	37%	0%	2%	7	2	
13 OH6		52	0	52	0%	0	1	-1	1420	0	1420	76	82	-6	-0.42%	1,473	27	44%	51	0	100%	46%	0%	2%	8	2	
13 OH7	T(24)	46	0	46	0%	0	3	-3	1157	0	1157	65	100	-35	-2.94%	1,184	25	50%	43	28	96%	39%	0%	0%	7	2	
		346	0	346	0%	0	8	-8	9382	0	9382	468	671	-203	-2.12%	9,655	27	42%	57	50	96%	43%	1%	1%	53	13	




District Health Assessment for Multiple District 14 through January 2025

		Clubs							Membership							Member Strength		Cancellation		Reports			Finance	Leadership			
District Name	Status/ Number of Months in Status *	Active Clubs	Clubs in Status Quo	Total Clubs	% Status Quo Clubs in Financial Suspension	New Clubs	Cancelled Clubs	YTD Net Club Gain/ Loss	Current Members In Active Clubs	Current Members In Status Quo Clubs	Current Total Members Count	YTD Add	YTD Drop	YTD NetGrowth (includes Active and Status Quo)	YTD NetGrowth% (includes Active and Status Quo)	Member Count 12 Months Ago	Average Member Count Per Club	% of Clubs with less than 20 members	Average Cancelled Club Age	Members Lost Due to Cancelled Clubs	% of Clubs Reporting Service	% No MMR in 3 Months	% No Officer Report in 12 months	% of Clubs with balance 90+ days	Number of Zone Chairs Recorded	Number of Region Chairs Recorded	District Officers Vacancies **
14 A	T(4)	51	0	51	0%	0	0	0	1240	0	1240	60	76	-16	-1.27%	1,266	24	47%	0	0	27%	45%	2%	2%	11	0	
14 B	T(24)	27	0	27	0%	0	3	-3	578	0	578	22	80	-58	-9.12%	655	21	56%	70	49	63%	48%	0%	4%	4	0	2nd VDG,GMT
14 C	T(24)	43	0	43	0%	0	1	-1	1168	0	1168	70	62	8	0.69%	1,165	27	37%	86	17	72%	44%	0%	0%	7	0	GMT
14 D	T(24)	41	0	41	0%	0	0	0	1175	0	1175	87	88	-1	-0.09%	1,175	29	39%	0	0	76%	44%	15%	0%	10	0	1st VDG,GMT
14 E	T(24)	28	0	28	0%	0	0	0	686	0	686	21	17	4	0.59%	690	25	39%	0	0	46%	54%	0%	0%	4	0	1st VDG,2nd VDG
14 F	T(24)	35	0	35	0%	0	1	-1	904	0	905	27	67	-40	-4.23%	930	26	37%	59	11	66%	60%	0%	3%	7	0	2nd VDG
14 G		54	0	54	0%	0	1	-1	1485	0	1485	75	66	9	0.61%	1,481	28	41%	71	7	69%	43%	0%	2%	12	0	
14 H	T(24)	26	0	26	0%	0	1	-1	625	0	625	28	45	-17	-2.65%	655	24	50%	81	9	15%	54%	12%	4%	0	0	2nd VDG
14 J	T(24)	26	0	26	0%	0	1	-1	697	0	697	48	60	-12	-1.69%	740	27	50%	73	14	23%	31%	0%	0%	7	0	1st VDG,2nd VDG
14 K	T(24)	28	0	28	0%	0	0	0	735	0	735	36	31	5	0.68%	731	26	43%	0	0	71%	46%	7%	7%	4	0	1st VDG
14 L	T(24)	35	0	35	0%	0	3	-3	791	0	791	35	76	-41	-4.93%	831	23	46%	50	48	49%	51%	6%	0%	0	0	GLT,GMT,GST
14 M	T(24)	39	0	39	0%	0	1	-1	994	0	994	31	50	-19	-1.88%	996	25	36%	48	7	49%	59%	0%	5%	7	1	1st VDG,2nd VDG
14 N	T(24)	37	0	37	0%	0	0	0	942	0	942	59	44	15	1.62%	931	25	43%	0	0	43%	51%	0%	3%	9	0	2nd VDG
14 P	T(24)	33	0	33	0%	0	1	-1	889	0	889	72	72	0	0.00%	900	27	27%	80	11	91%	33%	3%	6%	8	1	
14 T	T(24)	36	0	36	0%	0	1	-1	1128	0	1128	30	65	-35	-3.01%	1,171	31	17%	6	6	58%	47%	0%	3%	6	0	
14 U	T(24)	26	0	26	0%	0	0	0	831	0	831	43	48	-5	-0.60%	835	32	27%	0	0	54%	58%	8%	8%	0	0	




District Health Assessment for Multiple District 14 through January 2025

		Clubs							Membership							Member Strength		Cancellation		Reports			Finance	Leadership			
District Name	Status/ Number of Months in Status *	Active Clubs	Clubs in Status Quo	Total Clubs	% Status Quo in Financial Suspension	New Clubs	Cancelled Clubs	YTD Net Club Gain/Loss	Current Members In Active Clubs	Current Members In Status Quo Clubs	Current Total Members Count	YTD Add	YTD Drop	YTD NetGrowth (includes Active and Status Quo)	YTD NetGrowth% (includes Active and Status Quo)	Member Count 12 Months Ago	Average Member Count Per Club	% of Clubs with less than 20 members	Average Cancelled Club Age	Members Lost Due to Cancelled Clubs	% of Clubs Reporting Service	% No MMR in 3 Months	% No Officer Report in 12 months	% of Clubs with balance 90+ days	Number of Zone Chairs Recorded	Number of Region Chairs Recorded	District Officers Vacancies **
14 W	T(24)	25	0	25	0%	0	0	0	572	0	572	33	30	3	0.53%	560	23	56%	0	0	52%	52%	0%	16%	6	0	
		590	0	590	0%	0	14	-14	15440	0	15441	777	977	-200	-1.28%	15,712	26	40%	62	179	55%	48%	3%	3%	102	2	




District Health Assessment for Multiple District 24 through January 2025

		Clubs							Membership							Member Strength		Cancellation		Reports			Finance	Leadership			
District Name	Status/ Number of Months in Status *	Active Clubs	Clubs in Status Quo	Total Clubs	% Status Quo Clubs in Financial Suspension	New Clubs	Cancelled Clubs	YTD Net Club Gain/Loss	Current Members In Active Clubs	Current Members In Status Quo Clubs	Current Total Members Count	YTD Add	YTD Drop	YTD NetGrowth (includes Active and Status Quo)	YTD NetGrowth% (includes Active and Status Quo)	Member Count 12 Months Ago	Average Member Count Per Club	% of Clubs with less than 20 members	Average Cancelled Club Age	Members Lost Due to Cancelled Clubs	% of Clubs Reporting Service	% No MMR in 3 Months	% No Officer Report in 12 months	% of Clubs with balance 90+ days	Number of Zone Chairs Recorded	Number of Region Chairs Recorded	District Officers Vacancies **
24 C	T(10)	50	0	50	0%	0	1	-1	1236	0	1236	63	93	-30	-2.37%	1,251	25	44%	72	0	64%	44%	0%	4%	15	0	
24 I		81	0	81	0%	0	1	-1	1623	0	1623	68	143	-75	-4.42%	1,730	20	67%	77	21	86%	47%	5%	1%	8	5	
24 L		80	0	80	0%	0	0	0	2202	0	2202	134	131	3	0.14%	2,241	28	48%	0	0	58%	51%	0%	4%	14	5	
		211	0	211	0%	0	2	-2	5061	0	5061	265	367	-102	-1.98%	5,222	24	54%	75	21	70%	48%	2%	3%	37	10	



District Health Assessment for Multiple District 29 through January 2025

		Clubs							Membership							Member Strength		Cancellation		Reports			Finance		Leadership		
District Name	Status/ Number of Months in Status *	Active Clubs	Clubs in Status Quo	Total Clubs	% Status Quo Clubs in Financial Suspension	New Clubs	Cancelled Clubs	YTD Net Club Gain/Loss	Current Members In Active Clubs	Current Members In Status Quo Clubs	Current Total Members Count	YTD Add	YTD Drop	YTD NetGrowth (includes Active and Status Quo)	YTD NetGrowth% (includes Active and Status Quo)	Member Count 12 Months Ago	Average Member Count Per Club	% of Clubs with less than 20 members	Average Cancelled Club Age	Members Lost Due to Cancelled Clubs	% of Clubs Reporting Service	% No MMR in 3 Months	% No Officer Report in 12 months	% of Clubs with balance 90+ days	Number of Zone Chairs Recorded	Number of Region Chairs Recorded	District Officers Vacancies **
29 L	T(24)	45	0	45	0%	0	1	-1	915	0	915	39	109	-70	-7.11%	982	20	56%	95	14	40%	42%	4%	2%	7	0	
29 C	T(24)	45	0	45	0%	0	3	-3	872	0	872	43	68	-25	-2.79%	892	19	56%	76	41	29%	62%	16%	7%	5	1	1st VDG,2nd VDG,GLT,GMT ,GST
29 I		54	0	54	0%	0	1	-1	1396	0	1396	35	76	-41	-2.85%	1,439	26	43%	6	14	61%	61%	13%	2%	8	0	2nd VDG
		144	0	144	0%	0	5	-5	3183	0	3183	117	253	-136	-4.10%	3,313	22	51%	66	69	44%	56%	11%	3%	20	1	

\* - District Status: P - Provisional, T - Transitional.  
\*\* - District Officers Vacancies: DG - District Governor, 1st VDG - First Vice District Governor, 2nd VDG - Second Vice District Governor.